






1. I have been told about the study and I know why it is being done and what to do. I know that I do not have to do it if I do not want to. If I have questions I can ask my teacher. I know that I can stop at any time.

		Response Percent	Response Count
I understand and will begin the survey.		100.0%	39
I would rather not do it.		0.0%	0
		answered question	39
		skipped question	0







## 2. Where do you go to school?

		Response Percent	Response Count
IS 53		0.0%	0
IS 109		0.0%	0
IS 137		0.0%	0
IS 192		0.0%	0
IS 210		0.0%	0
IS 226		0.0%	0
IS 238		0.0%	0
<b>MS 202</b>		<b>100.0%</b>	<b>39</b>
PS 42		0.0%	0
PS 197		0.0%	0
PS 223		0.0%	0
PS/IS 116		0.0%	0
PS/IS 225		0.0%	0
Al-Ihsan Academy		0.0%	0
August Martin HS		0.0%	0
Beach Channel HS		0.0%	0
Business Computer Application HS		0.0%	0
Christ Lutheran School		0.0%	0
Devine Mercy Catholic Academy Elementary and Middle School		0.0%	0
Far Rockaway HS		0.0%	0
Grace Lutheran Day School		0.0%	0
John Adams HS		0.0%	0




Richmond Hill HS	0.0%	0
St. Francis De Sales School	0.0%	0
St. Joachim and Anne	0.0%	0
St. Joseph's Parish Day	0.0%	0
St. Rose of Lima School	0.0%	0
Other	0.0%	0
other school (please specify)		3
<b>answered question</b>		<b>39</b>
<b>skipped question</b>		<b>0</b>

3. What grade are you in?			
		Response Percent	Response Count
6th		33.3%	13
7th		28.2%	11
8th		38.5%	15
9th		0.0%	0
10th		0.0%	0
11th		0.0%	0
12th		0.0%	0
<b>answered question</b>			<b>39</b>
<b>skipped question</b>			<b>0</b>

#### 4. How often do you use your computer at home for homework?

		Response Percent	Response Count
I don't have a computer at home		5.4%	2
I don't use my home computer for homework		16.2%	6
A few times a year		5.4%	2
About once a month		2.7%	1
About once a week		21.6%	8
<b>Almost every night</b>		<b>48.6%</b>	<b>18</b>
<b>answered question</b>			<b>37</b>
<b>skipped question</b>			<b>2</b>

#### 5. Compared to last year, this year my teachers are using computers...

		Response Percent	Response Count
less		5.7%	2
about the same amount		45.7%	16
<b>more</b>		<b>48.6%</b>	<b>17</b>
<b>answered question</b>			<b>35</b>
<b>skipped question</b>			<b>4</b>






**6. Compared to last year, this year students in my grade are using computers...**

		Response Percent	Response Count
less		19.4%	7
<b>about the same amount</b>		<b>47.2%</b>	<b>17</b>
more		33.3%	12
<b>answered question</b>			<b>36</b>
<b>skipped question</b>			<b>3</b>






**7. During this school year, how much time per week did you spend using computers in your class(es)?**

		Response Percent	Response Count
Not at all		0.0%	0
Less than one period per week		37.8%	14
<b>1 or 2 periods (or a double period) per week</b>		<b>45.9%</b>	<b>17</b>
3 to 4 periods per week		16.2%	6
More than 4 periods per week		0.0%	0
<b>answered question</b>			<b>37</b>
<b>skipped question</b>			<b>2</b>






**8. During this school year, I typed up reports and assignments.**

		Response Percent	Response Count
Never		15.2%	5
A few times a year		15.2%	5
About once a month		21.2%	7
<b>About once a week</b>		<b>33.3%</b>	<b>11</b>
Almost every day		15.2%	5
<b>answered question</b>			<b>33</b>
<b>skipped question</b>			<b>6</b>






**9. During this school year, I made spreadsheets and graphs.**

		Response Percent	Response Count
Never		36.4%	12
<b>A few times a year</b>		<b>36.4%</b>	<b>12</b>
About once a month		12.1%	4
About once a week		9.1%	3
Almost every day		6.1%	2
<b>answered question</b>			<b>33</b>
<b>skipped question</b>			<b>6</b>






**10. During this school year, I used blogs to communicate with other students and teachers**

		Response Percent	Response Count
Never		54.5%	18
A few times a year		27.3%	9
About once a month		9.1%	3
About once a week		6.1%	2
Almost every day		3.0%	1
answered question			33
skipped question			6





**11. During this school year, I did research on the Internet for a report or assignment.**

		Response Percent	Response Count
Never		15.2%	5
A few times a year		18.2%	6
About once a month		12.1%	4
About once a week		30.3%	10
Almost every day		24.2%	8
answered question			33
skipped question			6

**12. During this school year, I made a PowerPoint presentation.**






		Response Percent	Response Count
Never		33.3%	11
A few times a year		24.2%	8
About once a month		12.1%	4
About once a week		24.2%	8
Almost every day		6.1%	2
answered question			33
skipped question			6

**13. During this school year, I used the computer to make a graphic novel.**






		Response Percent	Response Count
Never		72.7%	24
A few times a year		15.2%	5
About once a month		6.1%	2
About once a week		6.1%	2
Almost every day		0.0%	0
answered question			33
skipped question			6








**14. During this school year, I took a test on the computer.**

		Response Percent	Response Count
Never		45.5%	15
A few times a year		18.2%	6
About once a month		12.1%	4
About once a week		15.2%	5
Almost every day		9.1%	3
answered question			33
skipped question			6





**15. During this school year, I used a computer program to improve my study skills or learning skills.**

		Response Percent	Response Count
Never		42.4%	14
A few times a year		18.2%	6
About once a month		15.2%	5
About once a week		9.1%	3
Almost every day		15.2%	5
answered question			33
skipped question			6






**16. During this school year, I made or listened to a podcast.**

		Response Percent	Response Count
Never		75.8%	25
A few times a year		9.1%	3
About once a month		9.1%	3
About once a week		3.0%	1
Almost every day		3.0%	1
answered question			33
skipped question			6






**17. During this school year, I made or edited a webpage or worked in a web environment, like a wikispace.**

		Response Percent	Response Count
Never		78.8%	26
A few times a year		3.0%	1
About once a month		9.1%	3
About once a week		9.1%	3
Almost every day		0.0%	0
answered question			33
skipped question			6




**18. This school year, I collected data using equipment that go with the computer, like probes or PDAs.**

		Response Percent	Response Count
Never		72.7%	24
A few times a year		15.2%	5
About once a month		3.0%	1
About once a week		6.1%	2
Almost every day		3.0%	1
answered question			33
skipped question			6










**19. This school year, I made or edited a video or movie.**

		Response Percent	Response Count
Never		30.3%	10
A few times a year		39.4%	13
About once a month		3.0%	1
About once a week		21.2%	7
Almost every day		6.1%	2
answered question			33
skipped question			6

**20. During the past school year, I created or contributed to a web-based map or timeline.**

		Response Percent	Response Count
Never		57.6%	19
A few times a year		33.3%	11
About once a month		9.1%	3
About once a week		0.0%	0
Almost every day		0.0%	0
		<b>answered question</b>	<b>33</b>
		<b>skipped question</b>	<b>6</b>

21. In which classes do you use technology. (Check all that apply)

		Response Percent	Response Count
Math		51.5%	17
Sciences		51.5%	17
English Language Arts		45.5%	15
Social Studies		45.5%	15
Art		21.2%	7
Music		0.0%	0
Physical Education/Gym		0.0%	0
ESL or ELL		3.0%	1
Computer Class		24.2%	8
<b>Multi-Media</b>		<b>69.7%</b>	<b>23</b>
None of the Above		3.0%	1
Other (please specify)			2
		<b>answered question</b>	<b>33</b>
		<b>skipped question</b>	<b>6</b>

**22. How well do you know how to use the following equipment, applications or web sites?**

	<b>I never tried</b>	<b>I know the basics</b>	<b>I'm pretty good</b>	<b>I'm an expert</b>	<b>Response Count</b>
Digital camera or video	8.3% (2)	29.2% (7)	<b>50.0% (12)</b>	12.5% (3)	24
Audacity or GarageBand	<b>66.7% (16)</b>	20.8% (5)	8.3% (2)	4.2% (1)	24
iMovie or Movie Maker	12.5% (3)	<b>41.7% (10)</b>	37.5% (9)	8.3% (2)	24
Wikispaces	<b>70.8% (17)</b>	12.5% (3)	12.5% (3)	4.2% (1)	24
Teacher/Class Blogs	<b>75.0% (18)</b>	12.5% (3)	12.5% (3)	0.0% (0)	24
Comic Life	<b>54.2% (13)</b>	25.0% (6)	20.8% (5)	0.0% (0)	24
<b>answered question</b>					<b>24</b>
<b>skipped question</b>					<b>15</b>

### 23. How much do you agree with these statements?

	Strongly Disagree	Disagree	Agree	Strongly Agree	Rating Average	Response Count
I am able to learn more when I use computers in my school.	4.2% (1)	12.5% (3)	<b>70.8% (17)</b>	12.5% (3)	2.92	24
I work harder on my assignments when I am using a computer.	8.3% (2)	16.7% (4)	<b>75.0% (18)</b>	0.0% (0)	2.67	24
I would be a better student if I got to use technology more in school.	16.7% (4)	20.8% (5)	<b>54.2% (13)</b>	8.3% (2)	2.54	24
Teachers in this school know a lot about how to use computers to help students learn more.	0.0% (0)	12.5% (3)	<b>54.2% (13)</b>	33.3% (8)	3.21	24
There are enough computers in my school for students to use for their schoolwork.	0.0% (0)	25.0% (6)	<b>62.5% (15)</b>	12.5% (3)	2.88	24
I am using computers in my class (es) in ways that other students in this school are not.	8.7% (2)	<b>52.2% (12)</b>	34.8% (8)	4.3% (1)	2.35	23
I have shown other students how to do things with computers.	8.7% (2)	17.4% (4)	<b>60.9% (14)</b>	13.0% (3)	2.78	23
I have shown a teacher how to do things with computers.	17.4% (4)	<b>34.8% (8)</b>	30.4% (7)	17.4% (4)	2.48	23
I use computers more in my class (es) than other students in this school	25.0% (6)	<b>54.2% (13)</b>	16.7% (4)	4.2% (1)	2.00	24
answered question						<b>24</b>
skipped question						<b>15</b>